



## LUCOLED PR40



- *7 years warranty*  
*First 2 years extended warranty*
- *Prismatic Flat Beam technology*
- *Industry leading efficacy*
- *Constant Current Technology*
- *Narrow white binning*

**Lucoled Premium PR40 modules** offer a high quality and efficient backlit solution for lightboxes and channel letters between 60 and 200mm deep.

Using the latest Top-Tier LED technology and prismatic flat beam optics Lucoled Premium series offers industry leading efficacy and coverage. This not only reduces the amount of modules needed for an application, but also the overall power consumption, reducing the total cost of ownership of a project.

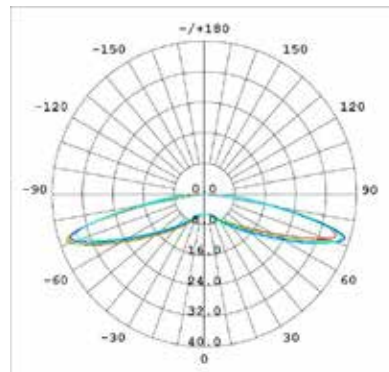
Lucoled Premium series offers a 2 years extended warranty, making it the optimum choice for your high valued projects and critical installations. Your warranty exposure is reduced to a minimum.

## SPECIFICATIONS

- Dimensions 97x24x11mm
- Warranty 7 years (first 2 years extended)
- Beam angle: 160°
- Can be cut between every unit
- UL, CE and RoHS compliant
- Narrow white binning
- Constant Current Technology
- Operating temperature -40~+60C

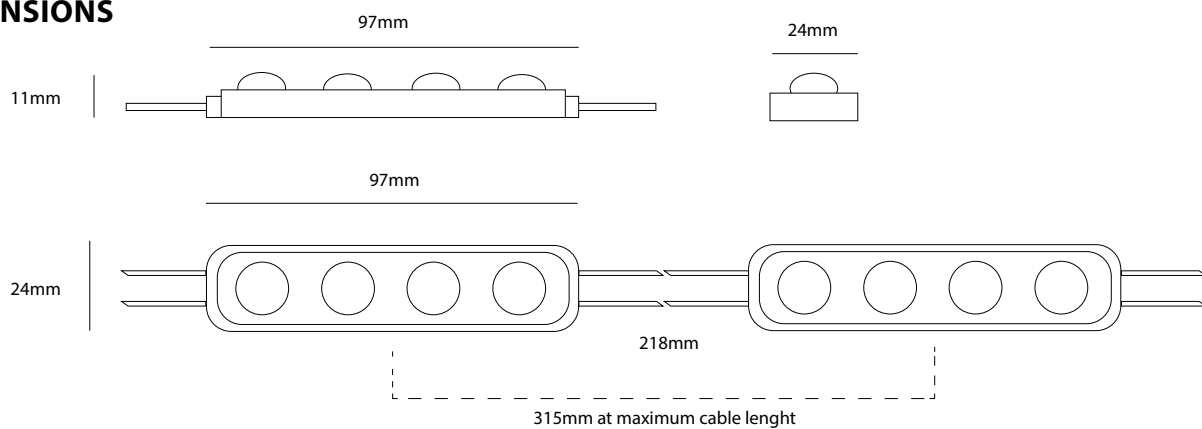


## LUMINOUS INTENSITY DISTRIBUTION

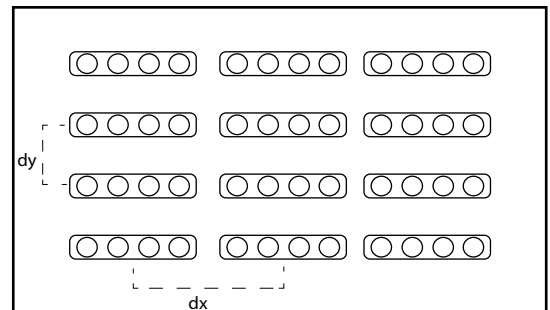


Item no	LED colour	CT (K)	CRI	Power (W/mod)	Flux (lm/mod)	Efficacy (lm/W)	Voltage (DC)	Modules per chain	Modules per carton
PR40-W70	white	7000	>70	1.2	195	163	12	20	480

## DIMENSIONS



Light box depth (mm)	Space between modules (mm)	Installing density (pcs/m <sup>2</sup> )	Surfacelluminance range (cd/m <sup>2</sup> )
dz=60	dx=150, dy=150	43	2105-1840
dz=80	dx=180, dy=180	30	1630-1315
dz=100	dx=220, dy=250	18	1155-840
dz=120	dx=220, dy=300	14	735-470



Results may vary depending on face material properties. The data above was obtained using 3mm thick opaque acrylic with a 54% light transmittance. Lucoled advises to paint the inside of the box/letters in a matt white colour for achieving an optimal result. Always test before production.

## POWER SUPPLY CAPACITY 12V SERIES

Item	PP1230	PP1260	PP12100	PP12150	PP12200
Power Output	30W	60W	100W	150W	200W
PR40 modules / power supply	23	45	75	113	150
Number of chains (maximum 40 modules per chain)	1	2	3	5	7

## PACKAGING

Item	Qty (pcs/bag)	Qty (bag / carton)	Total Qty (pcs / carton)	Total weight (kg)	Carton size (LxWxH) in mm
PR40	40	12	480	10,9	528 x 376 x 272