

The image shows the Cartier logo in a white, elegant script font mounted on the glass facade of a modern building. The building's architecture features vertical glass panels and a perforated metal screen. The logo is the central focus, with the city skyline visible through the glass behind it.

Cartier

LUCOLED PL30



- *7 years warranty*
- *First 2 years extended warranty*
- *Lucolense wide angle technology*
- *High efficacy*
- *Constant Current Technology*
- *Narrow white binning*

Lucoled Premium PL30 modules offer a high quality and efficient backlit solution for lightboxes and channel letters between 80 and 200mm deep.

Using the latest Top-Tier LED technology and high quality optics Lucoled Premium series offers industry leading efficacy and coverage. This not only reduces the amount of modules needed for an application, but also the overall power consumption, reducing the total cost of ownership of a project.

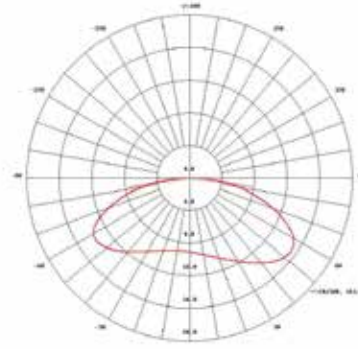
Lucoled Premium series offers a 2 years extended warranty, making it the optimum choice for your high valued projects and critical installations. Your warranty exposure is reduced to a minimum.

SPECIFICATIONS

- Dimensions 61x11x10mm
- Warranty 7 years (first 2 years extended)
- Beam angle: 160°
- Can be cut between every unit
- EL, CE and RoHS compliant
- Narrow white binning
- Constant Current Technology
- Operating temperature -25~+60C

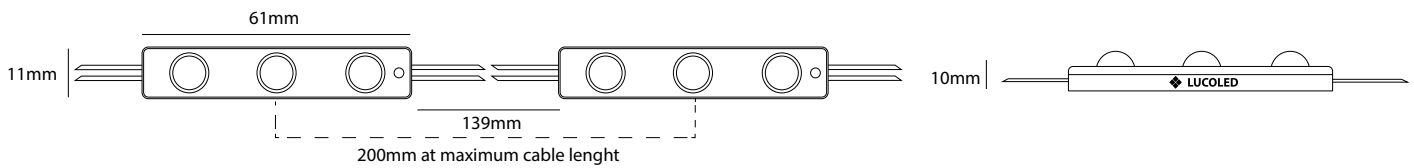


LUMINOUS INTENSITY DISTRIBUTION

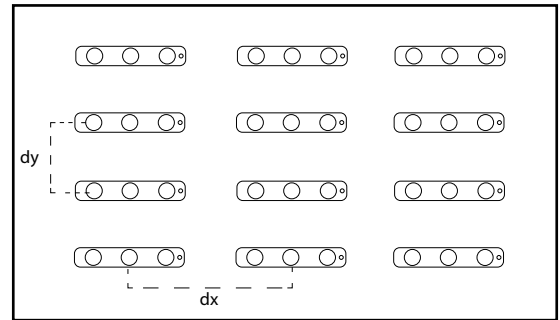


Item no	LED colour	CT (K)	CRI	Power (W/mod)	Flux (lm/mod)	Efficacy (lm/W)	Voltage (DC)	Modules per chain	Modules per carton
PL30-W65	white	6500	>80	0.72	85	118	12	50	1200

DIMENSIONS



Light box depth (mm)	Space between modules (mm)	Installing density (pcs/m ²)	Surfacelluminance range (cd/m ²)
dz=80	dx=140, dy=120	60	1140-1425
dz=100	dx=180, dy=160	35	745-915
dz=120	dx=200, dy=200	25	510-650
dz=150	dx=200, dy=200	25	465-575
dz=180	dx=200, dy=200	25	450-515



Results may vary depending on face material properties. The data above was obtained using 3mm thick opaque acrylic with a 54% light transmittance. Luceoled advises to paint the inside of the box/letters in a matt white colour for achieving an optimal result. Always test before production.

POWER SUPPLY CAPACITY 12V SERIES

Item	PP1230	PP1260	PP12100	PP12150	PP12200
Power Output	30W	60W	100W	150W	200W
PL30 modules / power supply	37	75	125	187	250
Number of chains (maximum 50 modules per chain)	1	2	3	4	5

PACKAGING

Item	Qty (pcs/bag)	Qty (bag / carton)	Total Qty (pcs / carton)	Total weight (kgs)	Carton size (LxWxH) in mm
PL30	100	12	1200	13,0	528 x 376 x 272