



LUCOLED EC21



- *5 years warranty*
- *Lucolense wide angle technology*
- *High efficacy*
- *Constant Current Technology*
- *Narrow white binning*

Lucoled Eco EC21 modules offer a high quality and efficient backlit solution for lightboxes and channel letters between 60 and 180mm deep.

Using the latest Top-Tier LED technology and high quality optics Lucoled Eco series offers industry leading efficacy and coverage. This not only reduces the amount of modules needed for an application, but also the overall power consumption.


Lucoled Eco series offer a value proposition for everyday projects with a good price-performance ratio.

SPECIFICATIONS

- Dimensions 43x14,5x7,8mm
- Warranty 5 years
- Beam angle: 160°
- Can be cut between every unit
- UL, CE and RoHS compliant
- Narrow white binning
- Constant Current Technology
- Operating temperature -25~+60C

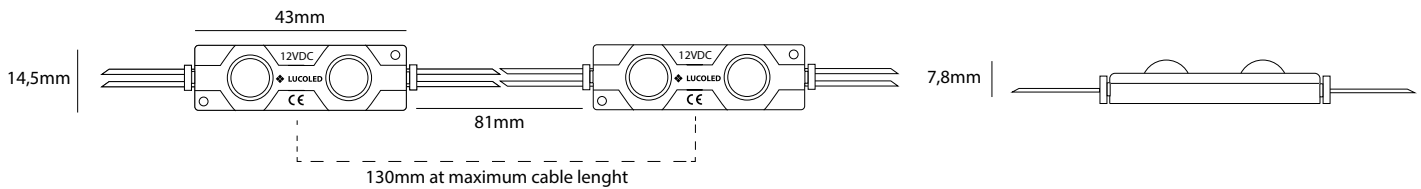


LUMINOUS INTENSITY DISTRIBUTION

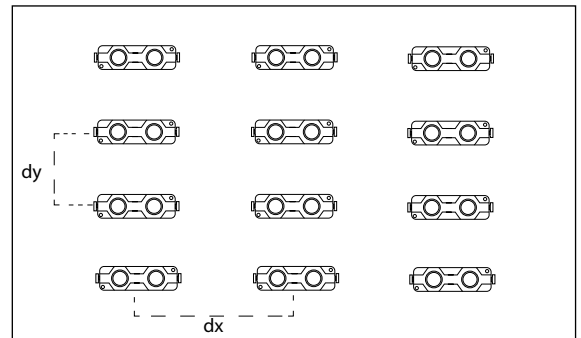


Item no	LED colour	CT (K)	CRI	Power (W/mod)	Flux (lm/mod)	Efficacy (lm/W)	Voltage (DC)	Modules per chain	Modules per carton
EC21-W65	white	6500	>75	0.72	70	97	12	50	1000

DIMENSIONS



Light box depth (mm)	Space between modules (mm)	Installing density (pcs/m ²)	Surface luminance range (cd/m ²)
dz=60	dx=70, dy=60	238	2900-3350
dz=120	dx=130, dy=120	64	850-950
dz=180	dx=130, dy=180	43	450-550



Results may vary depending on face material properties. The data above was obtained using 3mm thick opaque acrylic with a 54% light transmittance. Lucoled advises to paint the inside of the box/ letters in a matt white colour for achieving an optimal result. Always test before production.

POWER SUPPLY CAPACITY 12V SERIES

Item	PP1230	PP1260	PP12100	PP12150	PP12200
Power Output	30W	60W	100W	150W	200W
EC21 modules / power supply	37	75	125	187	250
Number of chains (maximum 50 modules per chain)	1	2	3	4	5

PACKAGING

Item	Qty (pcs / bag)	Qty (bags / carton)	Total Qty (pcs / carton)	Total weight (kg)	Carton size (LxWxH) in mm
EC21	100	10	1000	8,0	528 x 376 x 272