



adidas

LUCOLED PV30



- *5 years warranty*
First 2 years extended warranty
- *Lucolense prismatic angle technology*
- *Highest efficacy*
- *Constant Current Technology*
- *Narrow white binning*

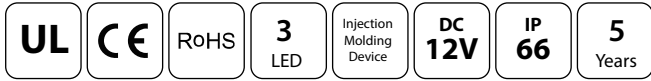
Lucoled Premium Value PV30 modules offer a high quality and efficient backlit solution for lightboxes and channel letters between 80 and 120mm deep.

Using the latest high efficient LED technology and high quality optics Lucoled Premium Value series offers industry leading efficacy and coverage. This not only reduces the amount of modules needed for an application, but also the overall power consumption, reducing the total cost of ownership of a project.

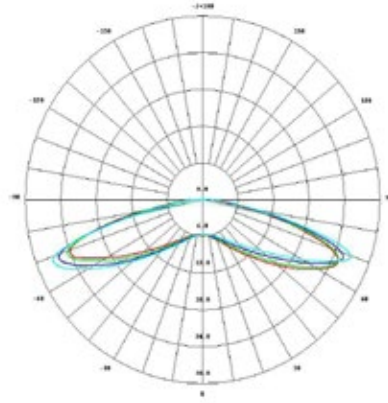
Lucoled Premium Value series offers a 2 years extended warranty, making it the optimum choice for your high valued projects and critical installations. Your warranty exposure is reduced to a minimum.

SPECIFICATIONS

- Dimensions 79x16x7.5mm
- Warranty 5 years (first 2 years extended)
- Beam angle: 170°
- Can be cut between every unit
- EL, CE and RoHS compliant
- Narrow white binning
- Constant Current Technology
- Operating temperature -25~+60°C

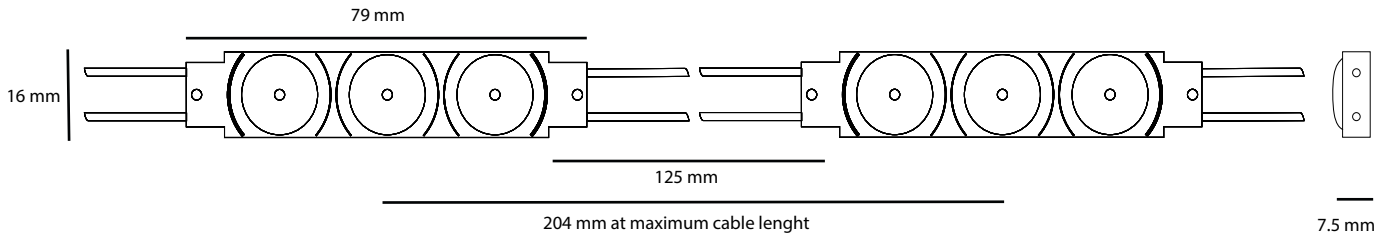


LUMINOUS INTENSITY DISTRIBUTION

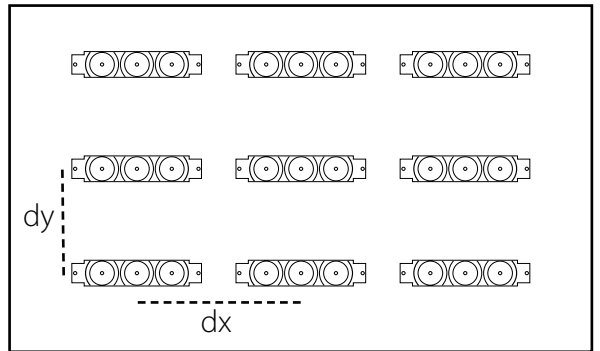


Item no	LED colour	CT (K)	CRI	Power (W/mod)	Flux (lm/mod)	Efficacy (lm/W)	Voltage (DC)	Modules per chain	Modules per carton
PV30-W65	white	6500	>75	1.0	160	160	12	30	900

DIMENSIONS



Light box depth (mm)	Space between modules (mm)	Installing density (pcs/m ²)	Surface luminance range (cd/m ²)
dz=80	dx=160, dy=140	42	1920-2340
dz=100	dx=190, dy=160	28	1450-1560
dz=120	dx=200, dy=170	23	1140-1350



Results may vary depending on face material properties. The data above was obtained using 3mm thick opaque acrylic with a 54% light transmittance. Lucoled advises to paint the inside of the box/ letters in a matt white colour for achieving an optimal result. Always test before production.

POWER SUPPLY CAPACITY 12V SERIES

Item	PP1230	PP1260	PP12100	PP12150	PP12200
Power Output	30W	60W	100W	150W	200W
PV30 modules / power supply	27	54	90	135	180
Number of chains (maximum 30 modules per chain)	1	1	2	3	6

PACKAGING

Item	Qty (pcs/bag)	Qty (bag / carton)	Total Qty (pcs / carton)	Total weight (kg)	Carton size (LxWxH) in mm
PV30	30	30	900	15.5	528 x 376 x 272