


athlete's co.

LUCOLED BL15



- *5 years warranty*
First 2 years extended warranty
- *Lucolense wide beam technology*
- *High efficacy: 158lm/W*
- *Constant Current Technology*
- *Narrow white binning*

Lucoled Plus BL15 modules offer a high quality and efficient backlit solution for channel letters made from routed full acrylic.

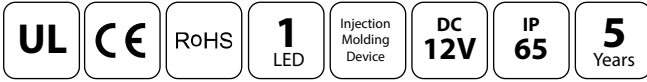
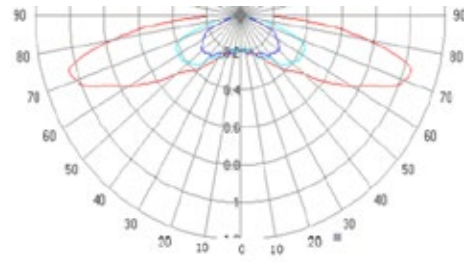
Lucoled Plus BL15 modules are IP67 and can be used without the need for fully potting the acrylic letters. This makes the production process much cleaner and faster. Potting material can also damage LED phosphor and can have a colour shift and reduced life as a result. The BL15 is a fully enclosed module and does not have this disadvantage.

Lucoled Plus BL15 can also be used in very narrow and small traditional channel letters.

SPECIFICATIONS

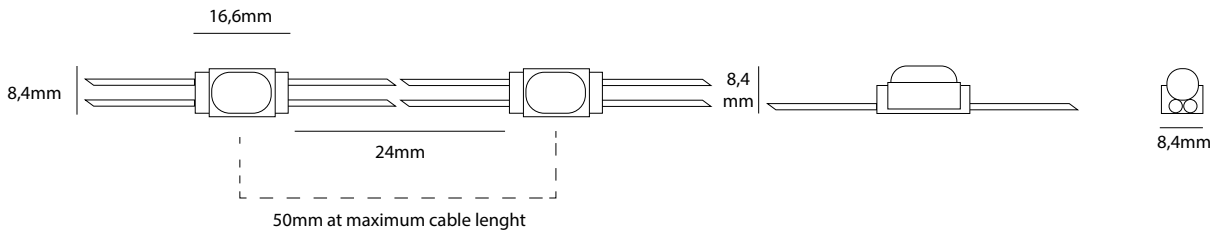
- Dimensions 16.6x8.4x8.4mm
- Warranty 5 years (first 2 years extended)
- Beam angle: 170° x 130° oval
- Can be cut between every unit
- UL, CE and RoHS compliant
- Narrow white binning
- Constant Current Technology
- Operating temperature -25~+80C

LUMINOUS INTENSITY DISTRIBUTION



Item no	LED colour	CT (K)	CRI	Power (W/mod)	Flux (lm/mod)	Efficacy (lm/W)	Voltage (DC)	Modules per chain	Modules per carton
BL15-W30	white	3000	>70	0.24	38	158	12	50	6000
BL15-W65	white	6500	>70	0.24	38	158	12	50	6000

DIMENSIONS



POWER SUPPLY CAPACITY 12V SERIES

Item	PP1230	PP1260	PP12100	PP12150	PP12200
Power Output	30W	60W	100W	150W	200W
BL15 modules / power supply	112	225	375	562	750
Number of chains (maximum 50 modules per chain)	3	4	8	12	15

PACKAGING

Item	Qty (pcs/bag)	Qty (bag / carton)	Total Qty (pcs / carton)	Total weight (kg)	Carton size (LxWxH) in mm
BL15	500	12	6000	7.2	264 x 376 x 272