


# athlete's co.

## LUCOLED BL15



- *5 years warranty*  
*First 2 years extended warranty*
- *Lucolense wide beam technology*
- *High efficacy: 158lm/W*
- *Constant Current Technology*
- *Narrow white binning*

**Lucoled Plus BL15 modules** offer a high quality and efficient backlit solution for channel letters made from routed full acrylic.

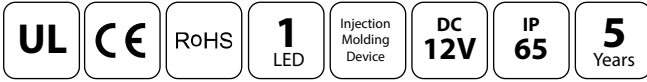
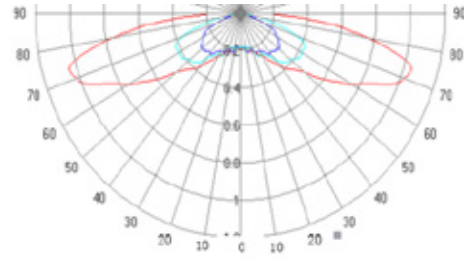
Lucoled Plus BL15 modules are IP67 and can be used without the need for fully potting the acrylic letters. This makes the production process much cleaner and faster. Potting material can also damage LED phosphor and can have a colour shift and reduced life as a result. The BL15 is a fully enclosed module and does not have this disadvantage.

Lucoled Plus BL15 can also be used in very narrow and small traditional channel letters.

## SPECIFICATIONS

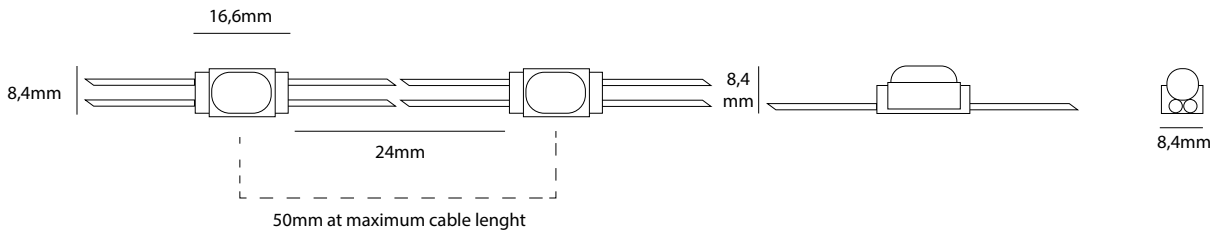
- Dimensions 16.6x8.4x8.4mm
- Warranty 5 years (first 2 years extended)
- Beam angle: 170° x 130° oval
- Can be cut between every unit
- UL, CE and RoHS compliant
- Narrow white binning
- Constant Current Technology
- Operating temperature -25~+80C

## LUMINOUS INTENSITY DISTRIBUTION



| Item no  | LED colour | CT (K) | CRI | Power (W/mod) | Flux (lm/mod) | Efficacy (lm/W) | Voltage (DC) | Modules per chain | Modules per carton |
|----------|------------|--------|-----|---------------|---------------|-----------------|--------------|-------------------|--------------------|
| BL15-W30 | white      | 3000   | >70 | 0.24          | 38            | 158             | 12           | 50                | 6000               |
| BL15-W65 | white      | 6500   | >70 | 0.24          | 38            | 158             | 12           | 50                | 6000               |

## DIMENSIONS



## POWER SUPPLY CAPACITY 12V SERIES

| Item                                | PP1230 | PP1260 | PP12100 | PP12150 | PP12200 |
|-------------------------------------|--------|--------|---------|---------|---------|
| Power Output                        | 30W    | 60W    | 100W    | 150W    | 200W    |
| BL15 modules / power supply         | 112    | 225    | 375     | 562     | 750     |
| <b>Maximum 50 modules per chain</b> |        |        |         |         |         |

## PACKAGING

| Item | Qty (pcs/bag) | Qty (bag / carton) | Total Qty (pcs / carton) | Total weight (kg) | Carton size (LxWxH) in mm |
|------|---------------|--------------------|--------------------------|-------------------|---------------------------|
| BL15 | 500           | 12                 | 6000                     | 7.2               | 264 x 376 x 272           |