



SANA METROPOLITAN HOTEL

LUCOLED VR40



- *5 years warranty*
- *Lucolense wide angle technology*
- *Medium efficacy*
- *Constant Current Technology*
- *Narrow white binning*

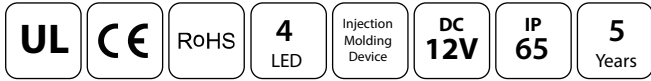
Lucoled Value Range VR40 modules offer a high quality and efficient backlit solution for lightboxes and channel letters between 80 and 120mm deep.

Lucoled VR series use medium efficiency LED's, optics and high quality components, resulting in a reliable, efficient, fit-for-purpose, solution for your every-day sign projects.

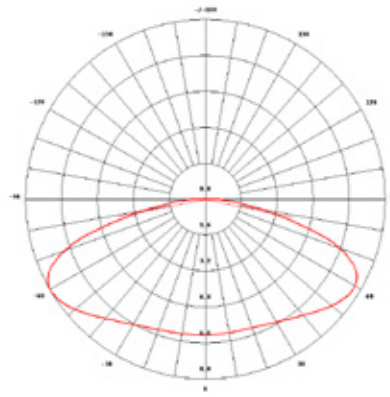
Lucoled VR series offer an excellent price-performance ratio and a 5 year warranty.

SPECIFICATIONS

- Dimensions 45x38x7.8mm
- Warranty 5 years
- Beam angle: 160°
- Can be cut between every unit
- EL, CE and RoHS compliant
- Narrow white binning
- Constant Current Technology
- Operating temperature -25~+60°C

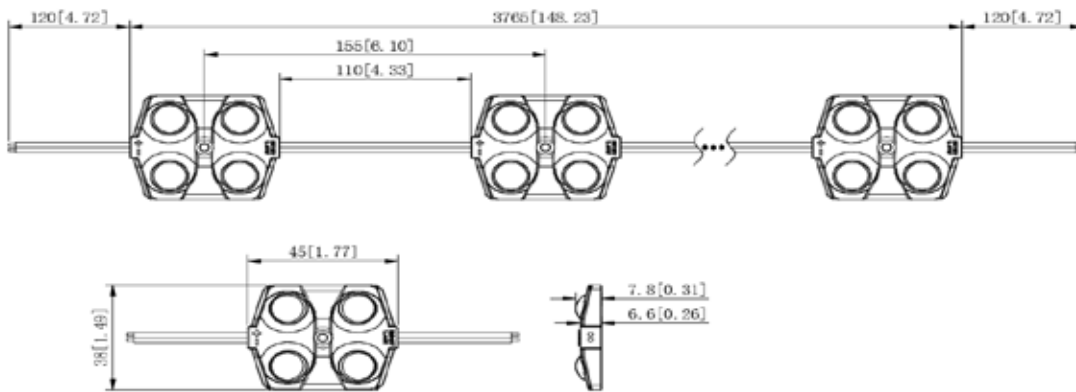


LUMINOUS INTENSITY DISTRIBUTION

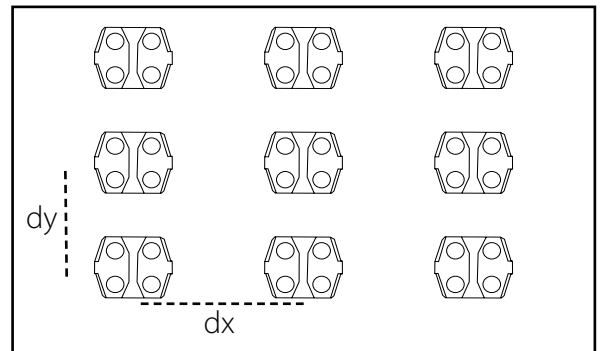


Item no	LED colour	CT (K)	CRI	Power (W/mod)	Flux (lm/mod)	Efficacy (lm/W)	Voltage (DC)	Modules per chain	Modules per carton
VR40-W65	white	6500	>75	1.5	188	125	12	50	800

DIMENSIONS



Light box depth (mm)	Space between modules (mm)	Installing density (pcs/m ²)	Surface luminance range (cd/m ²)
dz=80	dx=130, dy=80	84	3000-3530
dz=100	dx=155, dy=110	54	2230-2440
dz=120	dx=155, dy=140	42	1920-2080



Results may vary depending on face material properties. The data above was obtained using 3mm thick opaque acrylic with a 54% light transmittance. Lucoled advises to paint the inside of the box/ letters in a matt white colour for achieving an optimal result. Always test before production.

POWER SUPPLY CAPACITY 12V SERIES

Item	PP1230	PP1260	PP12100	PP12150	PP12200
Power Output	30W	60W	100W	150W	200W
VR30 modules / power supply	18	38	63	94	125
Maximum 30 modules per chain					

PACKAGING

Item	Qty (pcs/bag)	Qty (bag / carton)	Total Qty (pcs / carton)	Total weight (kg)	Carton size (LxWxH) in mm
VR40	50	16	800	14.1	528 x 376 x 272