

LUCOLED XR SERIES

- *Most energy efficient LED module on the market: up to 197 lumen per Watt*
- *Advanced Helios Ultra Flat Beam lens technology*
- *Constant Current Technology*
- *Narrow white binning*
- *24 Volt for longer module chains*
- *Sign Life Warranty, 4 years extended labour coverage included.*

Lucoled Extreme XR modules offer a high quality and the most efficient backlit solution for lightboxes and channel letters between 40 mm and 300 mm deep.

Using the most efficient LED technology available and Helios flat beam optics Lucoled Extreme series offers industry leading efficacy and coverage. This not only reduces the amount of modules needed for an application, but also the overall power consumption, reducing the total cost of ownership of a project.

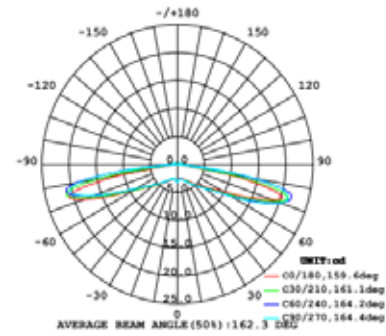
Lucoled Extreme series offers a 4 years extended warranty as part on the Sign Life Warranty, making it the optimum choice for your high valued projects and critical installations. Your warranty exposure is reduced to a minimum.

SPECIFICATIONS

- Dimensions 58x17x8.3 mm
- Sign Life Warranty (first 2 years extended)
- Beam angle: 175°
- Can be cut between every unit
- UL, CE and RoHS compliant
- Narrow white binning, SDMC 3
- 24 V DC Constant Current Technology
- Operating temperature -40°~+60°C

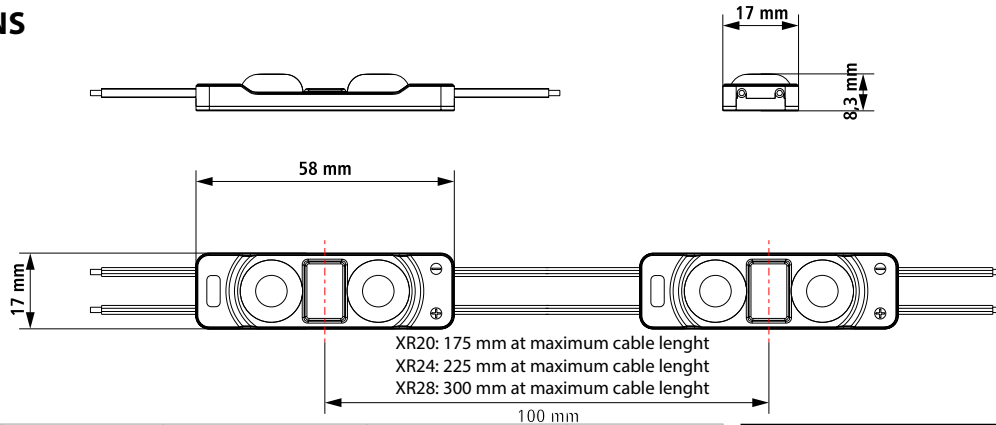


LUMINOUS INTENSITY DISTRIBUTION

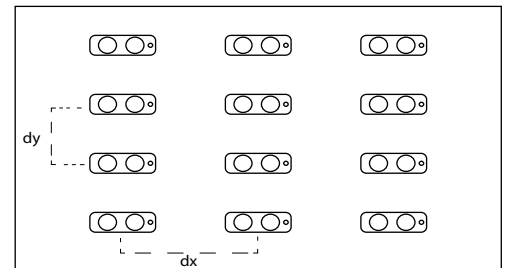


Item no	LED colour	CT (K)/nm	CRI	Power (W/mod)	Flux (lm/mod)	Efficacy (lm/W)	Voltage (DC)	Modules per chain	Energy Class
XR20-W70	white	7000	>74	0.35	65	186	24	100	B
XR24-W30	white	3000	>74	0.72	133	184	24	60	B
XR24-W40	white	4000	>74	0.73	144	197	24	60	B
XR24-W50	white	5000	>74	0.71	137	193	24	60	B
XR24-W70	white	7000	>74	0.67	126	188	24	60	B
XR28-W70	white	7000	>74	1.02	187	183	24	45	C
XR28-W40	white	4000	>74	1.00	192	193	24	45	B

DIMENSIONS



Light box depth (mm)	Module	Space between modules (mm)	Installing density (pcs/m ²)	Wattage per m ² (W)
dz=40	XR20	dx=95, dy=95	100	35.0
dz=60	XR20	dx=110, dy=110	80	28.0
dz=60	XR24	dx=125, dy=125	64	42.9
dz=80	XR24	dx=160, dy=160	36	24.1
dz=100	XR24	dx=225, dy=165	27	18.1
dz=100	XR28	dx=200, dy=200	25	25.5
dz=120	XR28	dx=220, dy=220	20	20.4
dz=140	XR28	dx=250, dy=250	16	16.3
dz=180	XR28	dx=300, dy=240	14	14.3



Results may vary depending on face material properties. The data above was obtained using 3mm thick opaque acrylic with a 54% light transmittance. Luceo advises to paint the inside of the box/letters in a matt white colour for achieving an optimal result. Always test before production.

POWER SUPPLY CAPACITY 24V SERIES

Power Output	30W	60W	100W	150W	200W
XR20 modules / power supply (Maximum 100 XR20 modules per chain)	77	154	257	385	514
XR24 modules / power supply (Maximum 60 XR24 modules per chain)	40	76	134	201	268
XR28 modules / power supply (Maximum 45 XR28 modules per chain)	26	52	88	132	176

PACKAGING

Item	Qty (pcs/bag)	Qty (bag / carton)	Total Qty (pcs / carton)	Total weight (kg)	Carton size (LxWxH) in mm
XR20	100	12	1200	16.0	528 x 376 x 272
XR24	60	20	1200	16.0	528 x 376 x 272
XR28	45	24	1080	17.8	528 x 376 x 272